



# Use of Interface Logo and Certification/Verification Statements

# Using Interface's ISO 'Certification Mark' Logo

Organisations holding certification /verification with Interface NRM Ltd for ISO 9001, ISO 14001 or ISO 45001 standards are encouraged to use our logo to promote their achievement, as long as they follow the terms and conditions for use.


## Do.....

- ✓ Promote your certification or verification by using the logo on stationery and publicity material, including your website and emails.
- ✓ Use the logo artwork as provided, keeping proportions and colours the same.
- ✓ Make sure the logo is large enough to read all the text.
- ✓ Hyperlink to Interface's website ([www.interface-nrm.co.uk](http://www.interface-nrm.co.uk)) when using the logo on your website.
- ✓ Ensure all parts of the logo, including the outline/border, are fully visible. Alternative colour variations are available.
- ✓ Adhere to all our terms and conditions (see below). Contact us if you have any questions.




## Don't.....

- ✗ Use a logo if you don't hold certification/verification with Interface for the relevant standard.
- ✗ Imply that the logo relates to activities outside of the scope of your certification or verification.
- ✗ Use the logo on products or product packaging.
- ✗ Use the logo on laboratory tests, calibration or inspection reports.
- ✗ Use the 'UKAS' version of the logo on vehicles, buildings or flags. There is a non-UKAS version that can be used for these purposes (see below).




# Logo Options

UKAS versions - not to be used on vehicles, buildings or flags



Non-UKAS version - can be used on vehicles, buildings and flags.



## The UKAS Logo

The UKAS logo is provided under the terms of use supplied by UKAS and issued under licence to Interface for its clients' use. UKAS reserves the right to withdraw its logo from any company not complying with its requirements or where that company does not meet the requirements of the relevant standard.

UKAS terms of use are set out in the document Accreditation Logo & Symbols which can be found on their website ([www.ukas.com](http://www.ukas.com)) or provided by Interface at your request.

The UKAS logo must always be used in conjunction with Interface's Certification Mark, as provided and verified by Interface for client use. Interface's Certification Mark may also be used without the UKAS logo.

# Terms and Conditions of Using Interface's ISO Logo and ISO Certification Statements

Interface gives permission for the use of its certificate and logos within the following confines :

- ◆ The Certificate and Logos remain the property of Interface NRM and will be returned upon termination of the certification/verification by either party.
- ◆ The Company holds a valid certificate issued by Interface NRM to that standard.
- ◆ The Company agrees to allow Interface to conduct surveillance, recertification and/or special audits as agreed and applicable.
- ◆ The logo must always be displayed at a size large enough to read all the text, there should be an appropriate amount of clear space around the logo, the proportions and colours of the logo should not be changed.
- ◆ The UKAS logo is not used or displayed on a vehicle; however, the Interface Certification/verification Mark (without UKAS logo) is permissible.
- ◆ The logo or certification/verification statement shall not be used on a product or product packaging seen by the consumer or in any other way that may be interpreted as denoting product conformity.
- ◆ It shall not be applied to laboratory tests, calibration or inspection reports, as such reports are deemed to be products in this context.
- ◆ The Company does not allow reference to its management system certification/verification to be used in such a way as to imply that Interface certifies a product (including service) or process.
- ◆ The Company does not make or permit any misleading statement regarding its certification/verification.
- ◆ The Company does not use or permit the use of a certification/verification document or any part thereof in a misleading manner.
- ◆ Upon suspension or withdrawal of its certification/verification, the Company discontinues its use of all advertising matter that contains a reference to certification/verification. The Company amends all advertising matter when the scope of certification/verification has been reduced.
- ◆ The Company does not imply that the certification/verification applies to activities that are outside the scope of certification/verification.
- ◆ The Company does not use its certification/verification in such a manner that would bring Interface NRM into disrepute and lose public trust.

**Contravening any of the above Interface or UKAS requirements may lead to withdrawal of certification/verification and possible legal action by Interface-NRM Ltd, as appropriate.**



**UKAS Accredited  
Certification Body**

# Verification and validation of Environmental Statements

Third-party verification and validation by Interface-NRM, a UKAS accredited body, provide you and your customers and stakeholders with the highest level of assurance. To protect this, and ensure all claims are clear and correct, there are requirements governing any reference to validation/verification and the use of our marks that you can use.

These rules shall ensure, among other things, traceability back to the validation/verification body and to the validation/verification statement issued.

Please use the supplied artwork pack, but strictly and only in relation to the claim which has been validated or verified. You need to be very clear to ensure that use of the artwork only applies to the operations within your scope, and shall not be misleading with regards to product certification, i.e. it is not product certification, and logos should not be put onto products or product conformity statements or similar.

There are rules that apply to references to data and information in an environmental information statement that were validated or verified:

1. The environmental information statement must not be modified without informing Interface NRM in advance.
2. Any opinions or reports of factual findings made public by you or on your behalf must be communicated in their entirety.
3. If you refer to verification, you must clearly identified if verification has been conducted at a limited or reasonable level (it will state this on your certificate and statement). You must use the terminology in the table below for short or long-form descriptions of the assessment findings:

Subject matter is	Short form	Long form
Historical in nature(A)	"Verified at the reasonable level of assurance <sup>2</sup>	"In its opinion dated 20xx-xx-xx, [name of body] (B) concluded with reasonable assurance that the data and information in our statement were fairly stated."
Historical in nature (A)	"Verified at the limited level of assurance"	"In its opinion dated 20xx-xx-xx, [name of body] (B) found no evidence to indicate that the data and information in our statement were not fairly stated."
Projected or forecast	"Validated"	"In its opinion dated 20xx-xx-xx, [name of body] (B) stated that it had not found any evidence to indicate that the assumptions, methods and limitations that we cited in our statement did not provide a reasonable basis for our projections and forecasts."

A. Historical data and information submitted for verification may be monitored, estimated or modelled

B. When a responsible party refers to statement as "verified" the long-form reference applies to any reference implying verification, e.g. by using words such as "verified", "third-party verified" or "verified by [name of body]."